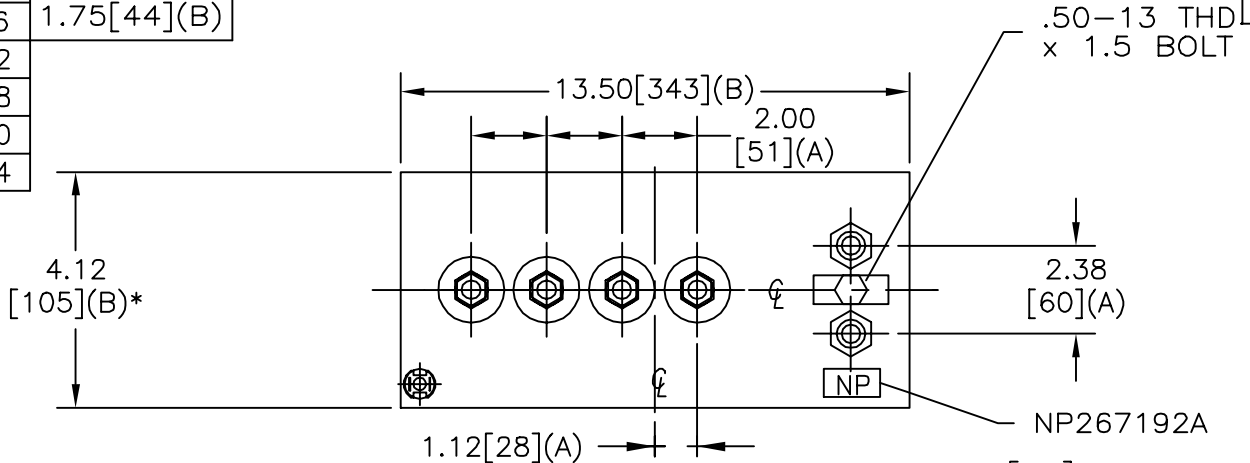
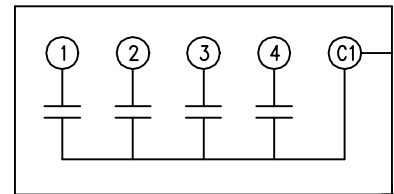


TOL	+/-	BUSH. DIA.
A	.06	1.75[44](B)
B	.12	
C	.18	
D	.50	
E	.04	

SIZE A	DWG NO 19L0216WH4	SHT 2	REV 1
REV 1	DESCRIPTION UPDATE CAT NO	DATE 7/9/03	APPROVED BTR



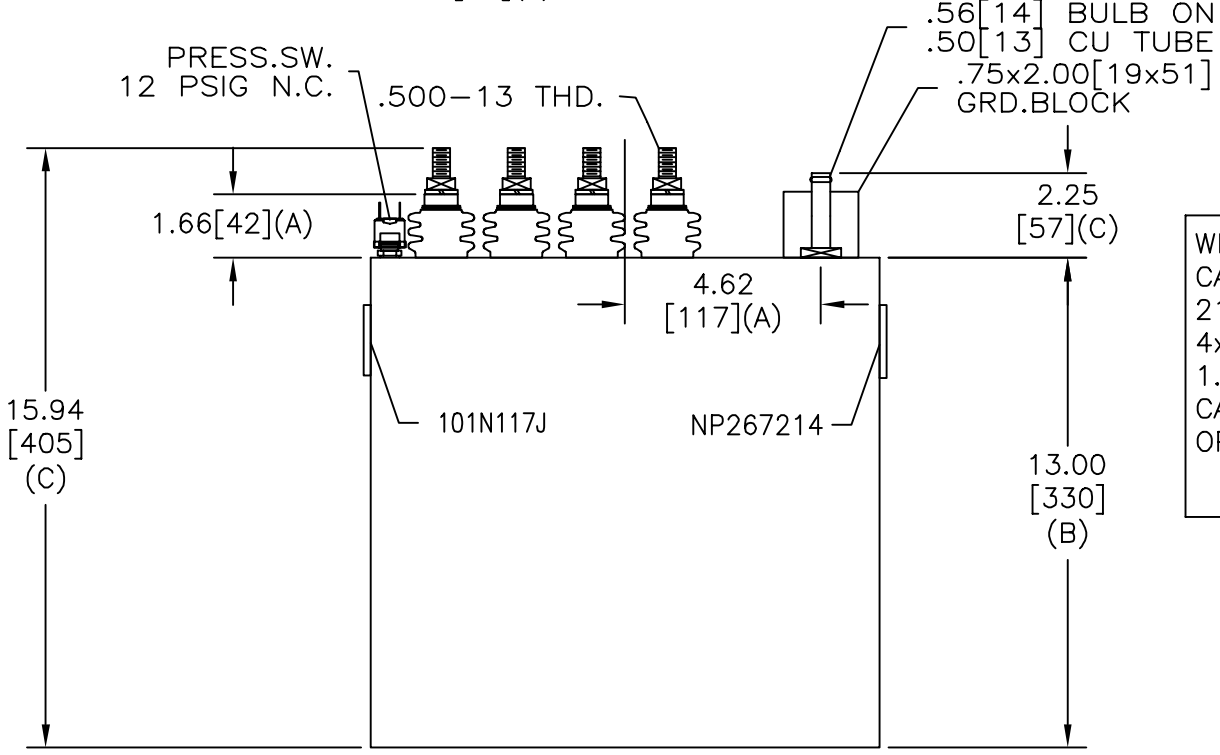
TERM	uF	kVAR
1	52.2	52.5
2	52.2	52.5
3	52.2	52.5
4	52.2	52.2



SCHEMATIC DIAGRAM - 401

WITH INTERNAL DISCH RESISTORS
 CAT. 19L0219WH2 SN
 210KVAR 400V 1000HZ 1PH
 4x52.2 UF/TAP
 1.20 GAL. COMBUSTIBLE LIQUID
 CAUTION! BEFORE INSTALLING OR
 OPERATING READ GEH-2733

NP267214



MAX. TERMINAL
 TIGHTENING TORQUE
 15 FT-LBS

NP267192A

INDUSTRIAL SYSTEMS FORT EDWARD, N.Y., U.S.A.	SIZE A
	SCALE
DRAWN E. McGinn	DATE JUL 30, 1997
ISSUED	DATE 8/6/97

<h1>OUTLINE</h1> <h2>19L0216WH2</h2>	
SHEET 2	CONT ON -

DISTR. TO