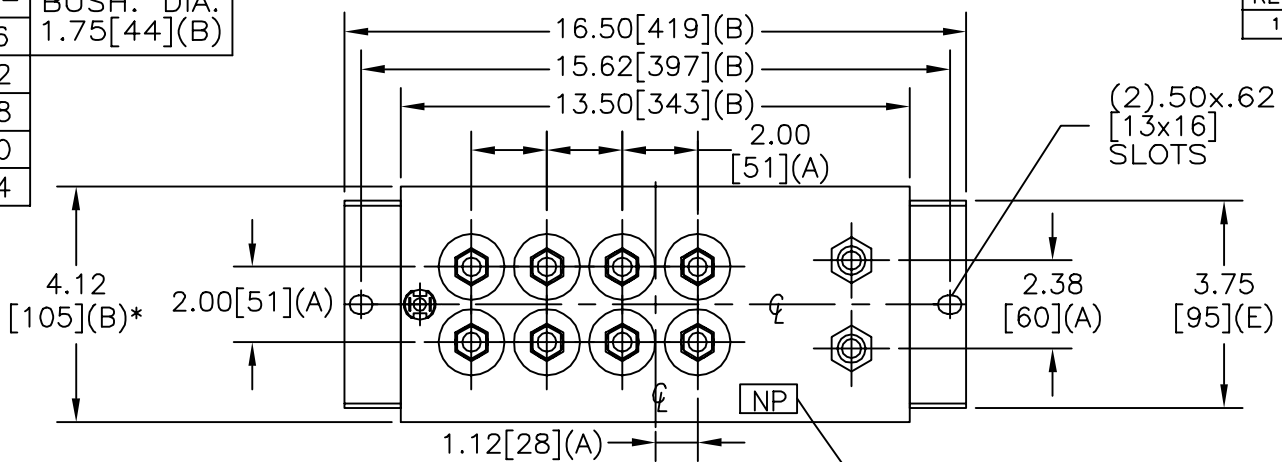
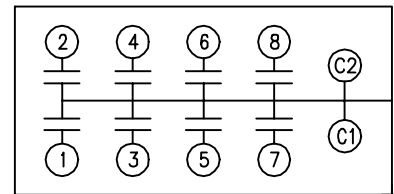


SIZE A	DWG NO 19L0282WH4	SHT 2	REV 1
REV 1	DESCRIPTION UPDATE CAT NO	DATE 9/11/02	APPROVED B.ROSS

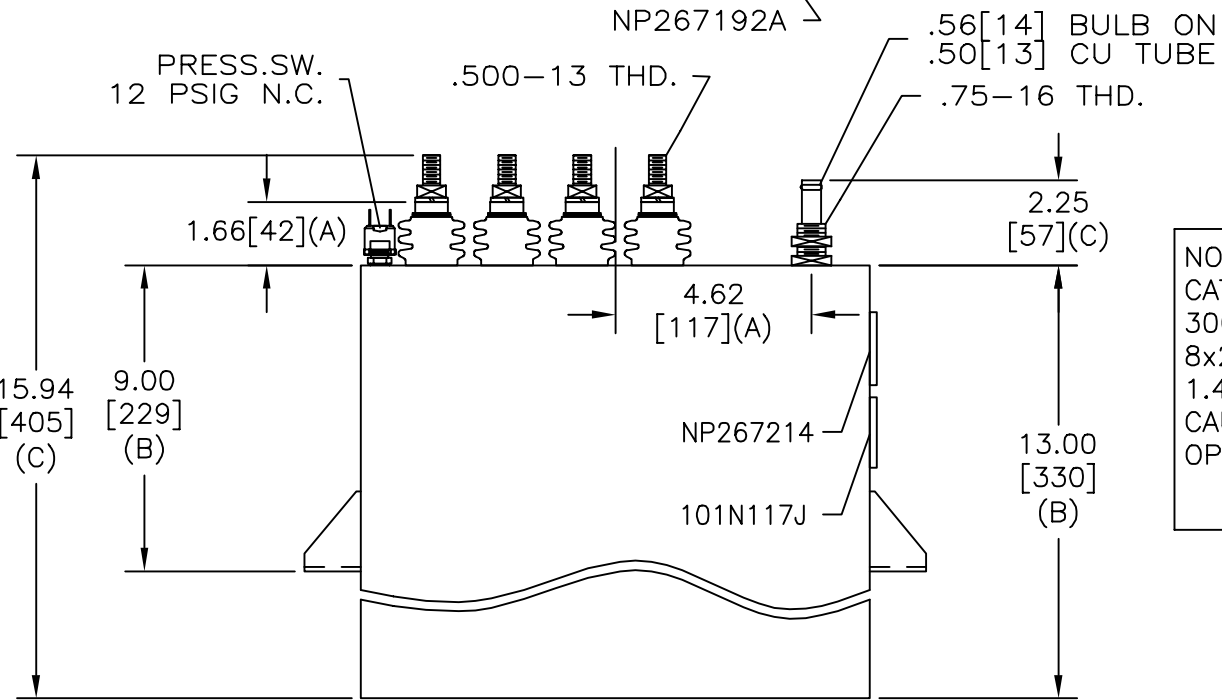
TOL	+/-	BUSH. DIA. 1.75[44](B)
A	.06	
B	.12	
C	.18	
D	.50	
E	.04	



TERM	uF	kVAR
1	2.49	375
2	2.49	375
3	2.49	375
4	2.49	375
5	2.49	375
6	2.49	375
7	2.49	375
8	2.49	375



SCHEMATIC DIAGRAM - 801



NO INTERNAL DISCH RESISTORS
 CAT. 19L0282WH4 SN
 3000KVAR 2000V 6000HZ 1PH
 8x2.49 UF/TAP
 1.45 GAL. COMBUSTIBLE LIQUID
 CAUTION! BEFORE INSTALLING OR
 OPERATING READ GEH-2733
 NP267214

* UP TO +.50[13]
 CASE BULGE

MAX. TERMINAL
 TIGHTENING TORQUE
 15 FT-LBS

NP267192A

INDUSTRIAL SYSTEMS FORT EDWARD, N.Y., U.S.A.	SIZE A	SCALE
	DRAWN E. McGinn	
ISSUED	DATE 4-9-97	

OUTLINE 19L0282WH4	
SHEET 2	CONT ON -

DISTR. TO