SIZE	DWG NO	SHT	REV
A	19L0475WH3	2	3

REV	DESCRIPTION	DATE	APPROVED
3	UPDATE	6-9-04	EJM

TOL	+/-
A	.06
B	.12
C	.18
D	.50
E	.04

BUSH. DIA.
1.75[44](B)

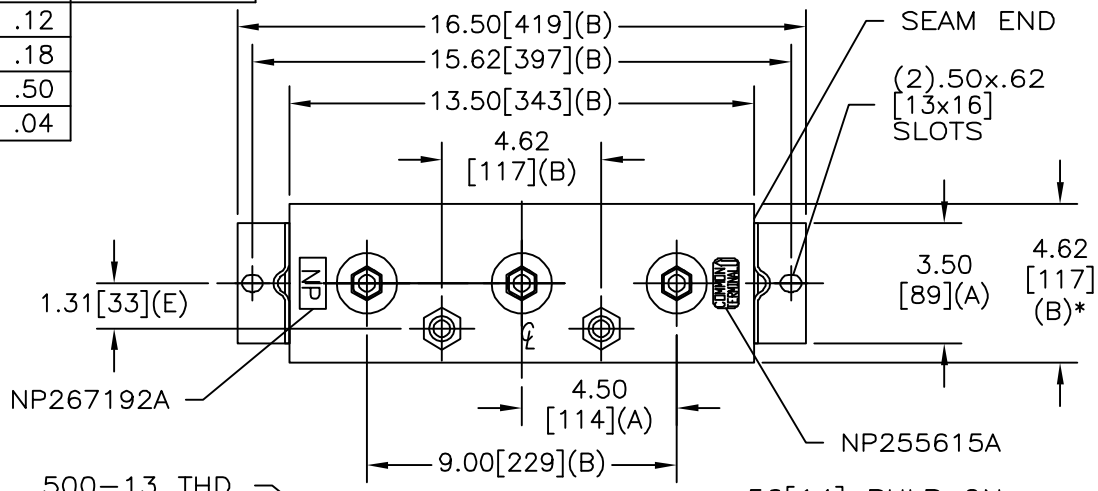

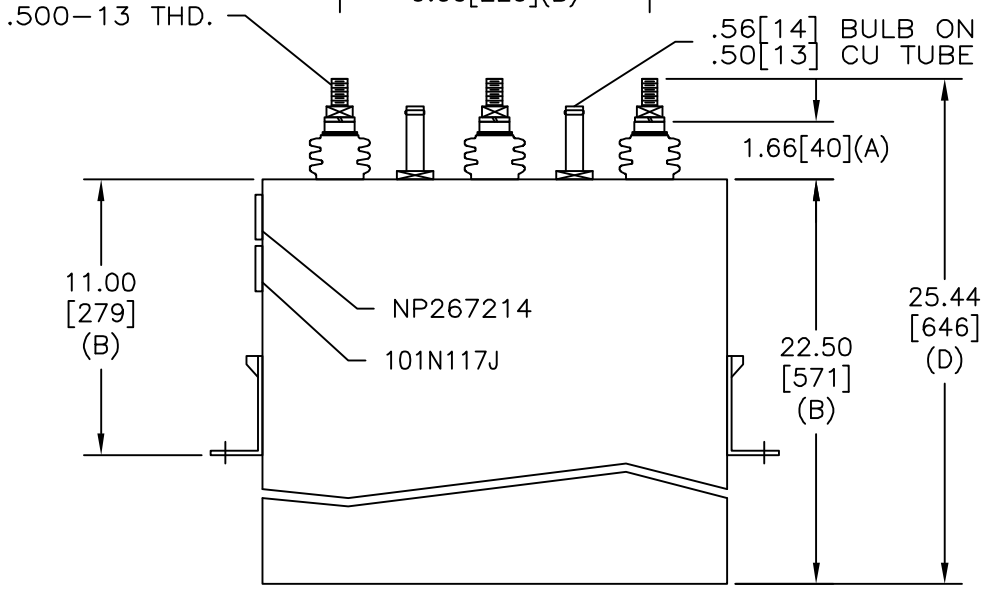

TERM	uF	kVAR
1	165.8	90
2	165.8	90

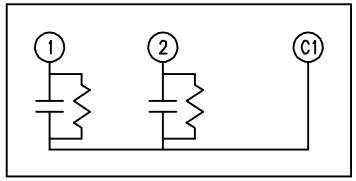

SCHEMATIC DIAGRAM – 212

WITH INTERNAL DISCH RESISTORS
CAT. 19L0475WH3 SN
180KVAR 1200V 60HZ PH
2x165.8 uF/TAP
2.6 GAL. COMBUSTIBLE LIQUID
CAUTION! BEFORE INSTALLING OR
OPERATING READ GEH-2733

NP267214

* UP TO +.50[13]
CASE BULGE

MAX. TERMINAL
TIGHTENING TORQUE
15 FT-LBS

NP267192A

INDUSTRIAL SYSTEMS
FORT EDWARD, N.Y., U.S.A.

DRAWN	E. McGinn	DATE	11-7-96
ISSUED		DATE	11-13-96

SIZE A

SCALE

OUTLINE
19L0475WH3

SHEET 2 CONT ON 3

DISTR. TO